

SCAVENGER HUNT



Watch this activity demo on  YouTube 

The Goal:

Find as many items listed on the worksheet as possible.

What You Need:

Printed Copy of Scavenger Hunt Worksheet (modify based on students' needs/abilities)

How To Play:

- The items you have to find are things lying around your house, yard, or in a designated area.
- On the start signal, search around your designated space and collect/mark the items that fit the description on the worksheet.
- How quickly can you find all items on the worksheet?

UDL Mods:

- Adapt visuals on scavenger hunt worksheet to match student needs / device.
- Designated colors, shapes, toys can be varied.

Boardmaker[®]



in support of


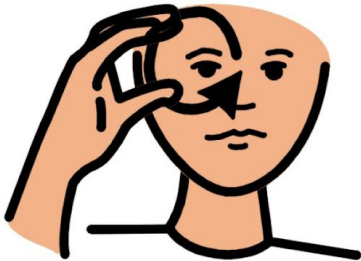




SCAVENGER HUNT



Watch this activity demo on  YouTube 

Picture Communication Symbols[®] courtesy of Boardmaker 7.

 <p>Look</p>	 <p>Search</p>	 <p>Collect</p>	 <p>Check Off</p>
---	---	--	--

Boardmaker[®]


BSN SPORTS[™]
THE HEART OF THE GAME

in support of


**St. Jude Children's
Research Hospital**[®]
Finding cures. Saving children.
ALSAC · DANNY THOMAS, FOUNDER

